

● PROFESSIONAL LED INDICATORS Ø12.7mm Mounting

FEATURES



699 SERIES

PACK QUANTITY = 10 PIECES

- Each product will operate over a wide voltage input range
- Black anodised aluminium housing
- Full internal potting to resist shock and vibration
- Sealed to IP67
- True Bi-polar product for low voltage DC applications
- Other voltages including DC options available in this range

SPECIFICATIONS

Ordering Information & Typical Technical Characteristics (Ta = 25°C)

Mean Time Between Failure = 100,000 Hours. Luminous intensity figures refer to the unmodified discrete LED.

PART NUMBER	COLOUR	LENS	VOLTAGE AC/DC Vopr	CURRENT DC (mA) Iopr	LUMINOUS INTENSITY Iv@20mA (mcd)	WAVE LENGTH λp (nm)	OPERATING TEMP Topr	STORAGE TEMP Tstg	
HIGH INTENSITY									
01-699-501-63	Red	Colour Diffused	12-28	6-16	11000	643	-40 ~ +95 [^]	-40 ~ +100	Yes
01-699-521-63	Yellow	Colour Diffused	12-28	6-16	16000	591	-40 ~ +95 [^]	-40 ~ +100	Yes
01-699-532-63	Green	Colour Diffused	12-28	6-16	23000	527	-40 ~ +95 [^]	-40 ~ +100	Yes
01-699-930-63	Blue	Colour Diffused	12-28	6-16	7000	470	-40 ~ +95 [^]	-40 ~ +100	Yes
01-699-997-63	Cool White	Colour Diffused	12-28	6-16	14000	*see below	-40 ~ +95 [^]	-40 ~ +100	Yes
UNITS			Vac/Vdc	mA	mcd	nm	°C	°C	



[^] = Products must be derated according to the derating information. Each derating graph refers to specific LEDs. Refer to page 2.

997F-C	*Typical emission colour cool white			
x	0.245	0.361	0.356	0.264
y	0.229	0.385	0.351	0.220

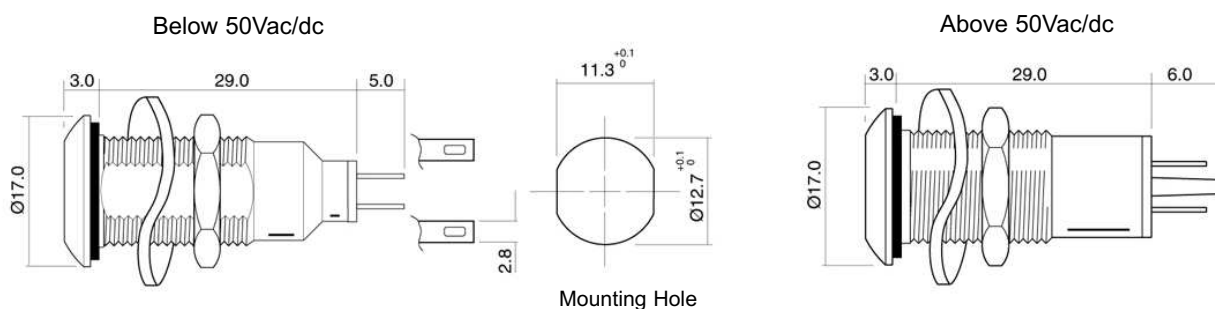
Intensities (Iv) and colour shades of white (x,y co-ordinates) may vary between LEDs within a batch.

The information contained in this datasheet does not constitute part of any order or contract and should not be regarded as a representation relating to either products or service. We reserve the right to alter without notice the specification or any conditions of supply for products or service.



BS EN ISO 9001:2000 Approved Manufacturer

699 Series



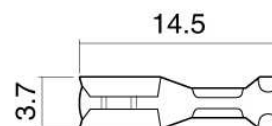
Dimensions in mm (Typical)
Not to scale

Mounting hole to be clean and burr free

MATERIALS

Body	Aluminium grade 6063 black anodised
Nut	Stainless Steel grade 303
Panel Seal	Viton
Termination	Copper with silver flash finish
Lock Washer	Zinc plated steel
Fresnel lens	Polycarbonate
Encapsulation	PC5430
Header	Nylon6 A82

PUSH-ON CONNECTORS



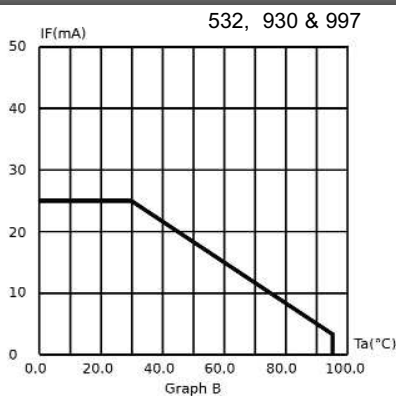
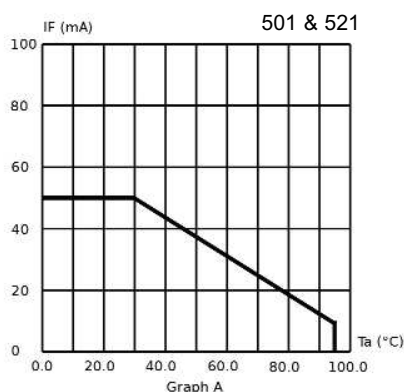
925-000-00 is brass tin plated.
For use with 699 series lamps.

Dimensions in mm (Typical)
Not to scale

TECHNICAL CHARACTERISTICS

SERIES	MAXIMUM POWER DISSIPATION	PANEL CUTOUT	NUT MOUNTING TORQUE	MINIMUM MOUNTING CENTRES	MIN/MAX. PANEL THICKNESS
699	825	12.7	1.0	x,y=26.0	2.0-10.0
	mW	mm	Nm	mm	mm

DERATING INFORMATION



The information contained in this datasheet does not constitute part of any order or contract and should not be regarded as a representation relating to either products or service. We reserve the right to alter without notice the specification or any conditions of supply for products or service.



BS EN ISO 9001:2000
Approved Manufacturer