

# SPECIFICATIONS

1. Scope of Application

These specifications are applied to the chip type LED lamp , model CL-L233-MC13L1

2. Part code

## C L - L 2 3 3 - M C 1 3 L 1

Series \_\_\_\_\_

L233 : White power LED for general lighting.

Special specifications \_\_\_\_\_

M : General Color Rendering Index Typ. 85 Type.

Watt Class \_\_\_\_\_

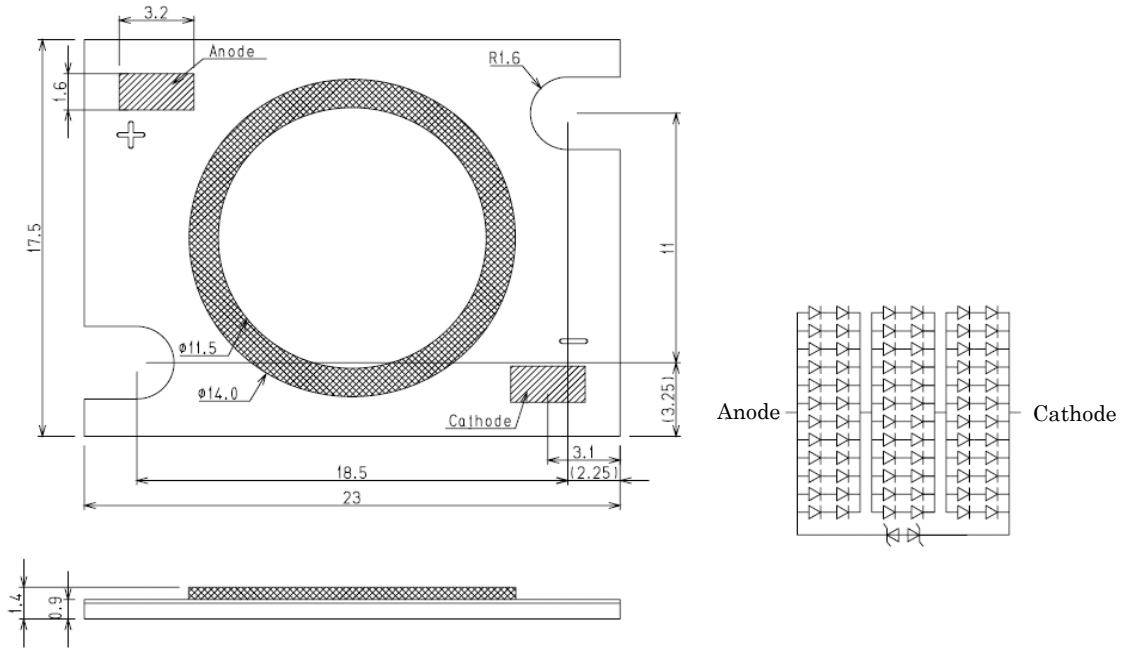
C13 : 13 watt pakage.

Lighting color \_\_\_\_\_

L1 : Energy Star Correlated Color Temperature 3000(K)

			Approved	Checked	Drawn	Symbol	CITILIGHT
						Name	CL-L233-MC13L1
						Drawing No	
-	Apr.20.'09	Issue of the first edition					
Mark	Date	Descripton Appro.	CITIZEN ELECTRONICS CO.,LTD.				

3. Outline drawing



4. Performance

( 1 ) Absolute Maximum Rating

Parameter	Symbol	Rating Value	Unit
Power Dissipation	Pd	17.7	W
Forward Current	I <sub>F</sub>	0.84	A
Forward Pulse Current	I <sub>FP</sub>	1.2	A
Operating Temperature	T <sub>OP</sub>	-30 ~ +85	°C
Storage Temperature	T <sub>ST</sub>	-40 ~ +100	°C
Junction Temperature	T <sub>j</sub> Max	120	°C

\*1 Forward Current : Duty ≤ 1/10 , Pulse Width ≤ 10msec

\*2 D.C. Current : T<sub>j</sub> = T<sub>c</sub> + R<sub>j-c</sub> x Pd

Pulse Current : T<sub>j</sub> = T<sub>c</sub> + R<sub>j-c</sub> x Pw(Power Dissipation / one-Pulse) x duty

			Approved	Checked	Drawn	Symbol	CITILIGHT
						Name	CL-L233-MC13L1
-	Apr.20.'09	Issue of the first edition				Drawing No	
Mark	Date	Descripton	Appro.	CITIZEN ELECTRONICS CO.,LTD.			

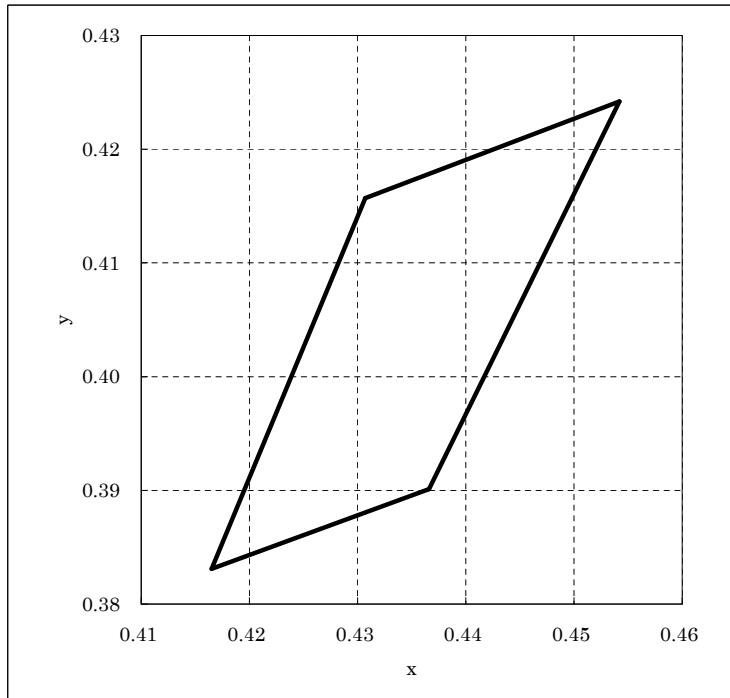
# SPECIFICATIONS

( 2 ) Electro-optical Characteristics ( Tc=25°C )

Parameter	Symbol	Condition	MIN	TYP	MAX	Unit
Forward Voltage	$V_F$	$I_F=720\text{mA}$	17.5	18.6	21.0	V
Reverse Current	$I_R$	$V_R=15\text{V}$	-	-	100	$\mu\text{A}$
Thermal resistance	$R_{J-C}$	Junction-case	-	2.4	-	$^{\circ}\text{C/W}$
Luminous Flux	$\Phi_V$	$I_F=720\text{mA}$	702	900	-	lm
General Color Rendering Index	Ra	$I_F=720\text{mA}$	80	85	-	-

Chromaticity coordinates ( Condition :  $I_F=720\text{mA}$  ,  $T_c=25^{\circ}\text{C}$  )

Color Rank	x	y
L1	0.4165	0.3831
	0.4307	0.4157
	0.4542	0.4242
	0.4366	0.3901



Note 1) The tolerance of measurement at our tester is  $V_F \pm 3\%$  ,  $\Phi_V \pm 10\%$  , Chromaticity(x,y)  $\pm 0.01$ .

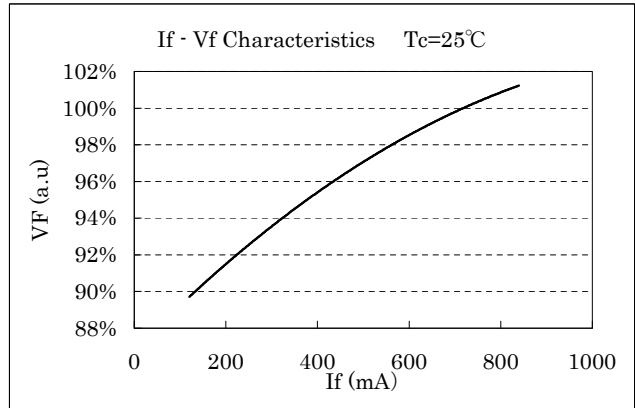
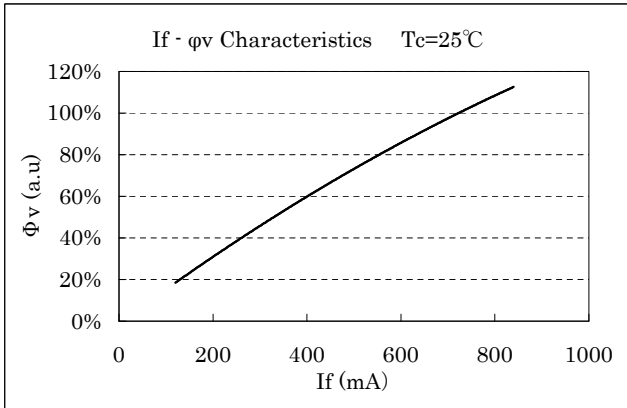
Note 2) For handling, please apply CMOS LSI or equivalent any electrostatic effect.

			Approved	Checked	Drawn	Symbol	CITILIGHT
						Name	CL-L233-MC13L1
						Drawing No	
-	Apr.20'09	Issue of the first edition					
Mark	Date	Descripton Appro.		CITIZEN ELECTRONICS CO.,LTD.			

## 5. Characteristics

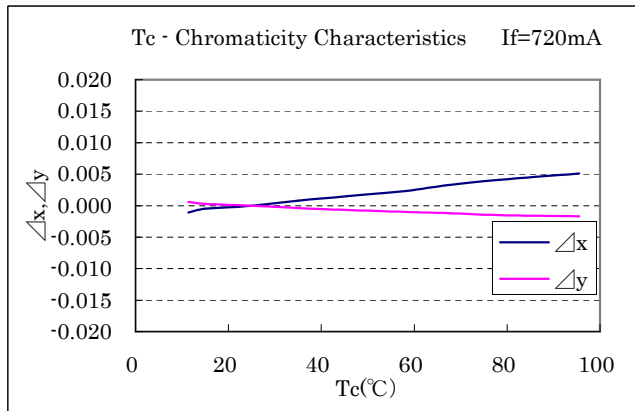
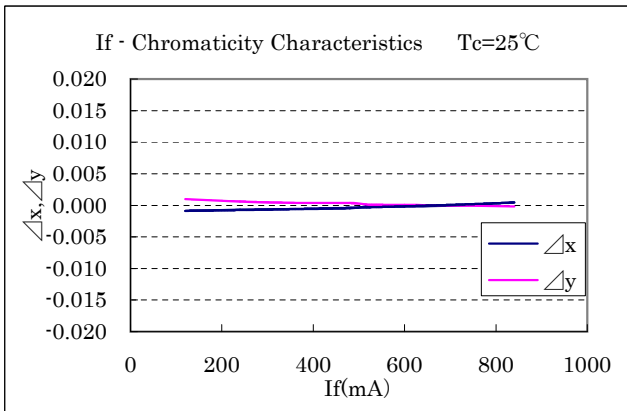
Forward Current vs. Relative Luminous Flux

Forward Current vs. Forward Voltage



Forward Current vs. Chromaticity Coordinate

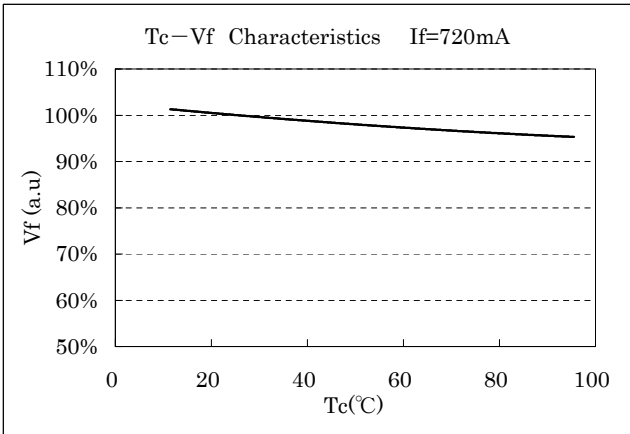
Case Temperature vs. Chromaticity Coordinate



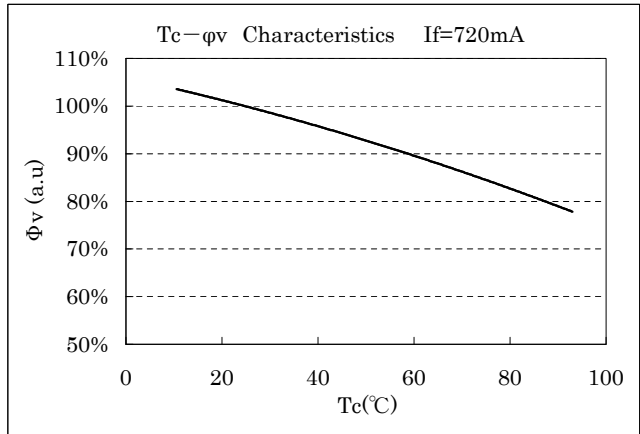
			Approved	Checked	Drawn	Symbol	CITILIGHT
						Name	CL-L233-MC13L1
						Drawing No	
-	Apr.20.'09	Issue of the first edition					
Mark	Date	Descripton	Appro.	CITIZEN ELECTRONICS CO.,LTD.			

# SPECIFICATIONS

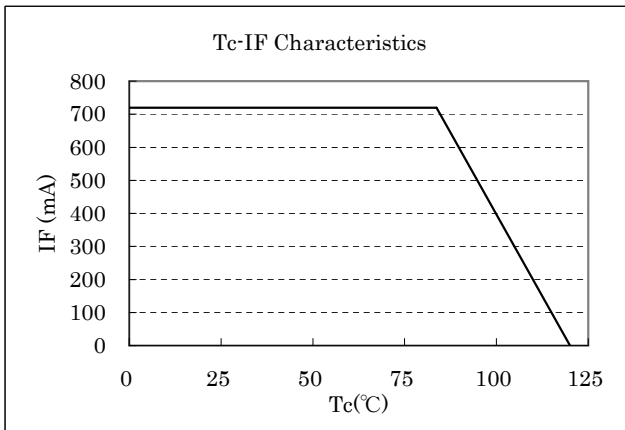
Case Temperature vs. Forward Voltage



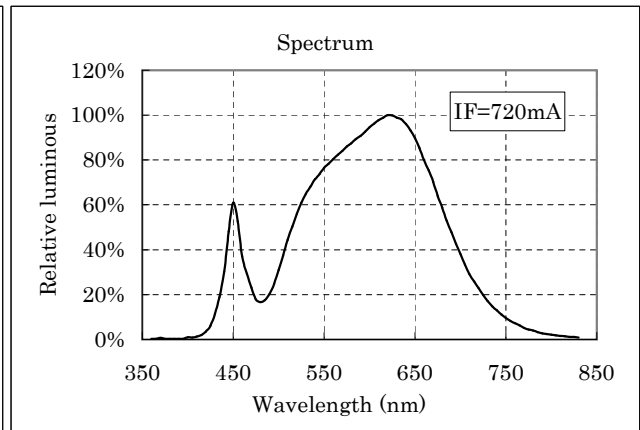
Case Temperature vs. Relative Luminous Flux



Case Temperature vs. Allowable Forward Current



Spectrum



			Approved	Checked	Drawn	Symbol	CITILIGHT
						Name	CL-L233-MC13L1
						Drawing No	
-	Apr.20.'09	Issue of the first edition					
Mark	Date	Descripton	Appro.	CITIZEN ELECTRONICS CO.,LTD.			

# SPECIFICATIONS

6/9

## 6. Reliability

### (1)Details of the tests

Test Item	Test Condition
Room Temperature Operating Life Test	Ta=25°C,IF=720mA(Tj=72°C)×1000 hours (with Al-fin)
High Temperature Operating Life Test	Ta=50°C,IF=720mA(Tj=94°C)×1000 hours (with Al-fin)
Low Temperature Storage Test	-40°C× 1000 hours
High Temperature Storage Test	100°C× 1000 hours
Moisture proof Test	60±2°C, 90±5%RH for 1000 hours
Thermal Shock Test	-40°C×30minutes - 100°C× 30minutes,100 cycle

### (2)Judgment Criteria of Failure for Reliability Test (Ta=25°C)

Measuring Item	Symbol	Measuring Condition	Judgement Criteria for Failure
Forward Voltage	VF	IF=720mA	>U×1.1
Total Luminous Flux	ΦV	IF=720mA	<S×0.85

U defines the upper limit of the specified characteristics.S defines the initial value.

Note1: Measurement shall be taken between 2 hours and 24 hours, and the test pieces should be returned to the normal ambient conditions after the completion of each test.

Note2: CL-L221-C14L-B reliability test results will be used for CL-L233-MC13L1.

			Approved	Checked	Drawn	Symbol	CITILIGHT
						Name	CL-L233-MC13L1
						Drawing No	
-	Apr.20.'09	Issue of the first edition					
Mark	Date	Descripton Appro.	CITIZEN ELECTRONICS CO.,LTD.				

# SPECIFICATIONS

## 7. Packing Specifications

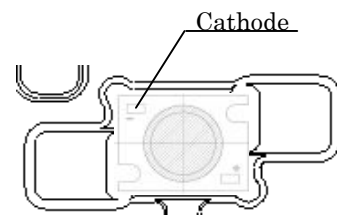
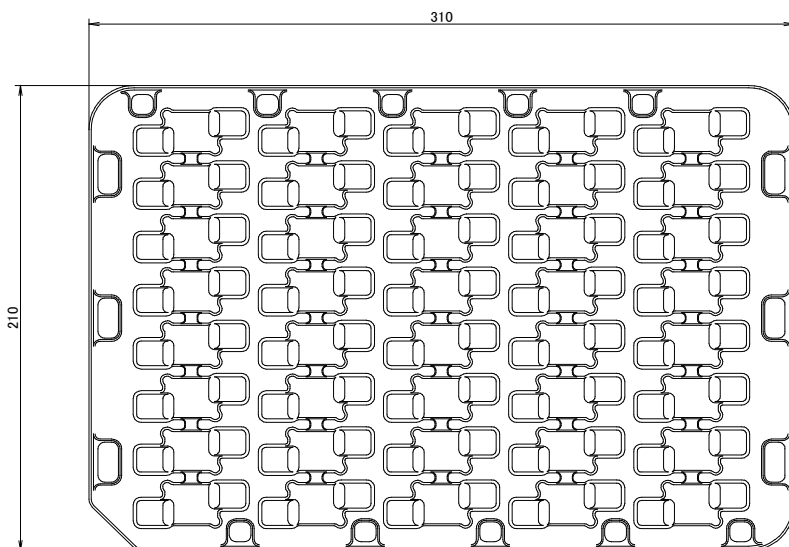
### (1) Packing

One packing includes 200 pieces of LED packages. So, packing unit is 200 pieces.

Note : All LED packages are placed on the tray individually. One tray includes 40 pieces of LED packages. In the packing, five trays filled with LED packages and one empty tray are stacked. The empty one tray is put on the top of trays and attached the indication label which specifies product name, quantity, lot number .

< Packing figure >

\*Tray (Dimensions: 310 × 210 × 14.6mm / Materials: Electrically conductive PS)



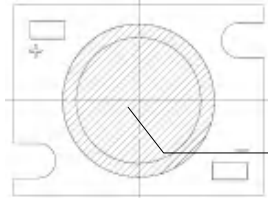
Example of indication label

<b>CUSTOMER</b>	
<b>TYPE</b>	CL-L233-MC13L1
<b>P.NO</b>	
<b>Lot No</b>	XXXXXX
<b>Q'ty</b>	pcs
<b>CITIZEN ELECTRONICS</b>	

			Approved	Checked	Drawn	Symbol	CITILIGHT
						Name	CL-L233-MC13L1
						Drawing No	
-	Apr.20.'09	Issue of the first edition					
Mark	Date	Descripton	Appro.	CITIZEN ELECTRONICS CO.,LTD.			

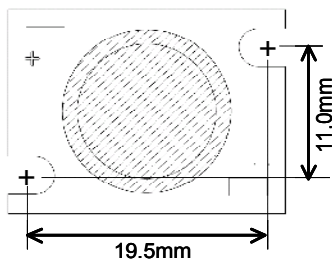
Precautions

1. Avoid the application of any stress to the Resin.
2. Avoid any contact by a sharp metal nail or other materials with the Resin portion.

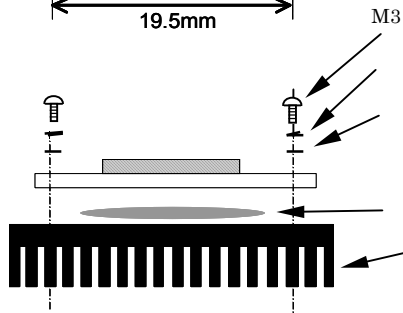


Resin portion (Shaded area)

3. This product should be secured firmly by fastening an M3 screw on both sides of the product. Please be careful not to apply any stress to the product during the clamping operation. As the connection status could vary depending on materials of outer heat sink, please check thoroughly.



Recommended installation screw pitch



- M3 screw
- Spring washer (= <math>\phi 6\text{mm}</math>)
- Plane washer (= <math>\phi 6\text{mm}</math>)
- Thermal conductive silicone grease
- Outer heat sink

4. A heat radiating grease should be applied to the whole rear surface so that this product can dissipate heat as a whole. This product could be bent during the clamping operation if heat grease in sheet form is used. For this reason, it is recommended that grease in paste form is used.

5. Handling of static electricity

- These products are sensitive to static electricity charge. Please take measures to prevent any static electricity being produced such as the wearing of a wristband or anti-static gloves when handling this product.
- All devices, equipment and machinery must be properly grounded. It is recommended that precautions be taken against CE's lighting inspection criterion
- When inspecting the final products in which LEDs were assembled, it is recommended to check whether the assembled LEDs are damaged by static electricity or not. It is easy to find static-damaged LEDs by a light-on test.

\*Light-on test criterion

Condition	Judgmental criterion
IF=1mA / die	No-lighting should not exist.

- ESD tolerance of this product is 300V (HBM, based on JEITA ED-4701 Test B).

			Approved	Checked	Drawn	Symbol	CITILIGHT
						Name	CL-L233-MC13L1
						Drawing No	
-	Apr.20.'09	Issue of the first edition					
Mark	Date	Descripton Appro.	CITIZEN ELECTRONICS CO.,LTD.				

# SPECIFICATIONS

Precautions (continued)

6. Please be aware that this product should not come into contact with other parts in assembled status.

7. Drive circuit

- A constant current circuit is recommended as a drive circuit.
- And when two or more LED packages are connected, the series connection between each package is recommended.
- Please design a circuit that prevents any reverse voltage (excess current) from being applied to this product instantaneously when the circuit is ON or OFF.

8. Heat generation

- As this product is designed with consideration of the heat release property of module, a heat release design is required to use this product efficiently.
- Please ensure that heat generation is not in excess of the absolute maximum rating. (Refer to 4-1 Performance)
- Factors responsible for an increase in temperature include heat generation attributed to ambient temperature conditions or power dissipation. Thus, drive conditions should be taken into consideration, depending on ambient temperature (Ta).

9. Recommended soldering

- Soldering operation should be performed within 3.5 seconds per land using a soldering iron of 40W or lower. The temperature of a soldering iron should be adjusted 350C or lower.
  - No external force is applied to sealing resin during soldering operation.
  - Please do not handle a product until it returns to a normal temperature.
- Note: This product is not adaptable to reflow process.

10. Other

- This product complies with RoHs directives.
  - This product is intended for the application in general electronic devices (such as office automation equipment, communication devices, audio-video equipment, home electrical appliances, measurement hardware and others).
- In cases where this product is used for the applications that requires high reliability or could directly affect human life or health due to failure or malfunction (aerospace hardware, medical equipment, atomic control equipment and others), please consult with our sales representatives beforehand.
- Our warranty does not cover situations where this product undergoes secondary fabrication such as changes in shape.
  - An agreement of formal product specifications is required prior to mass production.
  - The specifications and appearance of this product are subject to change without advanced notice.

			Approved	Checked	Drawn	Symbol	CITILIGHT
						Name	CL-L233-MC13L1
						Drawing No	
-	Apr.20.'09	Issue of the first edition					
Mark	Date	Description	Appro.	CITIZEN ELECTRONICS CO.,LTD.			