

## Definity™ PAR38 LED Lamp



Patented design houses an integrated LED system for optimum lifetime performance. Excellent optics create a uniform beam, delivering lumen output comparable to conventional sources. Free of harmful UV and IR emissions. Available in 15°, 25° and 40° beam distribution, in various color temperatures with good color quality.

Specifications	Warm White 2700K**	Warm White*	Neutral White**	Cool White**
Lumen Output	825	850	890	1092
Power Consumption	18W	18W	18W	18W
Efficacy	46 (lm/w)	47 (lm/w)	49 (lm/w)	61 (lm/w)
Color Temperature	2740K	3045K	4000K	5000K
Color Rendering Index (CRI)	85	85	85	85
Center Beam (candelas) 15°, 25°, 40°	-	5000, 3000, 1500	-	-

\* Nominal specifications

\*\* Preliminary specifications

### Benefits

- Reduced energy consumption and operating costs by up to 80%.
- Maintenance free operation - lasts up to 25 times longer than conventional lighting.
- Cool beam- No UV or IR, reduces air conditioning loads.
- Unique design with anodized silver housing for cooler operation and extended lamp life.
- Environmentally friendly – fully recyclable, no mercury or other hazardous materials.
- Dimmable\*\*\*
- LM79 tested

### Features

Equivalent Source	75W Halogen
Rated Life	50,000 Hours, 70% Lumen Maintenance
Housing	Anodized
Socket	E26 Edison base
Beam Spread	
Spot, Narrow Flood, Flood	15°, 25°, 40°
Operating Temp	-20° C to +40° C
MOL	5.08", 129mm
Max Ambient Temperature	25° C
Voltage	120 VAC
Weight	1.54lbs., 0.70kg
Power Factor	≥.70
Waranty	5 year limited
Standards	UL1993, E320663-Pending
Certification	  
Environment	

\*\*\*See dimmer compatibility chart p.g 2  
U.S. patent pending



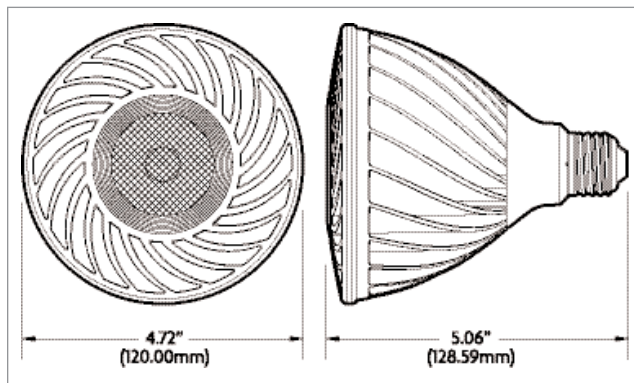
# Definity™ PAR38 LED Lamp

## Ordering Information

Family	Product	Color Temperature	Beam Spread	Voltage
DFN	38 PAR38	W27 Warm White 2700K WW Warm White NW Neutral White CW Cool White	SP Spot NFL Narrow Flood FL Flood	120 120V

## Dimmer Compatibility

Make	Model
Ace	34050, 3027596
Leviton	6633-PL, 6684, 6631, IPI06-1LX
Lutron	S-600PR-WH, DV-600PR-WH, TG-600PR-WH, AY600P Q600P, GL600, CN-600PHW, DV-603PG, S-600, S-600P LG-600P, D-600PH, TT-300NLH, TG-603PG, HW-RPM-4A PHPM-PA, DV-600, DVLV-600, NLV-600, NTLV-600
Legrand	DrRD4W



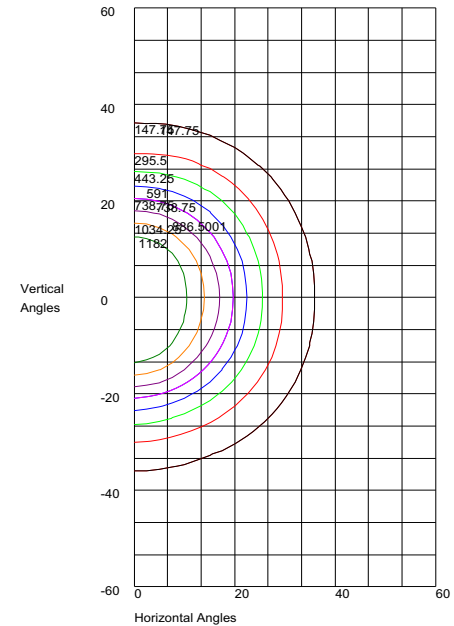
Dimensions shown in inches (mm)

## Cautions

- Turn power off before inspection, installation, or removal.
- Risk of Electric Shock – Do not use where directly exposed to water or weather.
- Not for use in completely enclosed fixtures.
- Suitable for Damp Locations – The lamp is suitable for use in wet locations when used in an outdoor rated fixture.
- Do not open – no user serviceable parts inside.
- Use only on 120 Volt, 60 Hz circuits.
- This device is not intended for use with emergency exit fixtures or emergency exit lights.
- Added weight of the device may cause instability of a free-standing portable Luminaire.
- Use only with a portable table lamp that is provided with a shade.
- Use in portable table lamps in which the distance from the bottom of the base to the top of the Lampholder does not exceed three (3) times the minimum base diameter.
- "This device complies with Part 15 of the FCC rules and has been tested and found to comply with the limits for a Class B digital device. These limits are designed to provide reasonable protection against harmful interference in a residential installation. This equipment generates, uses and can radiate radio frequency energy and, if not installed and used in accordance with the instructions, may cause harmful interference to radio communications. Any changes or modifications not expressly approved by the manufacturer could void the user's authority to operate the equipment."

IES FLOOD REPORT  
PHOTOMETRIC FILENAME : 30013877-2 DFN-38-WW-FL SPIRAL.IES


### ISOCANDELA CURVES



Maximum Candela = 1477.5 Located At Horizontal Angle =-3, Vertical Angle =-1  
50% Maximum Candela = 738.75  
10% Maximum Candela = 147.75

**LM-79**™

Warm White Illustrated



Specifications subject to change.  
©2010 Lighting Science Group Corporation. All rights reserved.

LSG002