



Features & Benefits

- ✓ State of the art, decorative RGB LED lighting system
- ✓ Low profile design allows for endless creativity in a many applications
- ✓ Flush mounted LED units that require a material thickness of only 7mm
- ✓ HQ components: UV-resistant lens and a stainless steel housing
- ✓ Water-resistant LED system that is safe around damp locations (IP67)
- ✓ Long lasting, energy efficient LED technology

Applications


- ✓ Ceramic tiles & natural stone
- ✓ Hardwood & laminate
- ✓ Carpet, carpet tiles & rugs
- ✓ (Entrance) matting
- ✓ Quartz carpet & vinyl flooring
- ✓ Stair treads, stringers & risers
- ✓ Baseboards, profiles & wainscoting
- ✓ Countertops & cabinets

ColorEYE CS

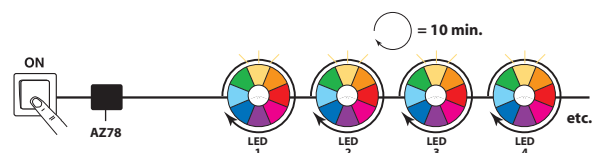
Eyeleds® ColorEYE CS ('Color Stop') is a decorative, color changing LED lighting system. The product is available in the two configurations, Floorleds (hardwired chains) and Multi (single, linkable LED units) which makes ColorEYE CS suited for a vast variety of indoor applications.

ColorEYE CS is operated by a special driver and a single, wall mounted on/off switch. The color cycle mode starting with the color blue, runs automatically and continuously when the system is switched on. In the color cycle mode, the LED units simultaneously run for 10 minutes through the entire rainbow spectrum. Each color within the spectrum can be selected as a static color, simply by swiftly switching the system off and on. Reverting from the static color to the color cycle mode can be done, again by switching the system off and swiftly back on.

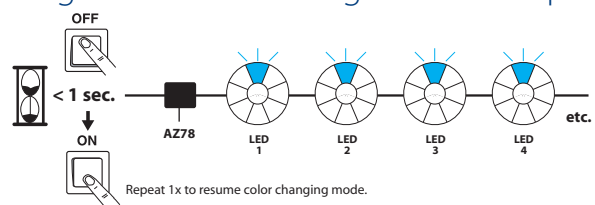
Specifications

Power Consumption	0,42W / 35mA
Rated Life	up to 50.000 Hours
LEDs	SMD (RGB LED)
Materials	
Lens and Housing	Polycarbonate
Metal Parts	Stainless Steel (INOX 304)
Walkover Pressure	Max. 150kg / 1500N
Surface Temperature	
Front	Max. 34°C
Back	Max. 31°C
Operating Temperature	-35°C to +65°C
Voltage	12V DC
Warranty	3 Years Limited
Standards	CE  05
Environment	IP67, indoor application only

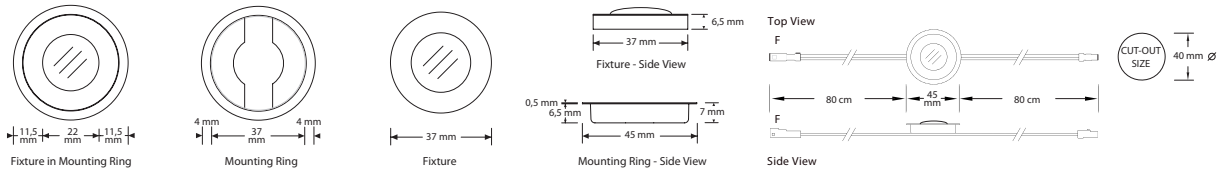
Program 1: Color Change



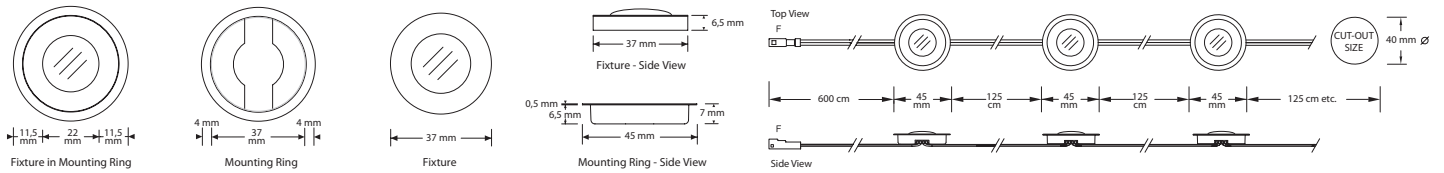
Program 2: Color Change / Color Stop



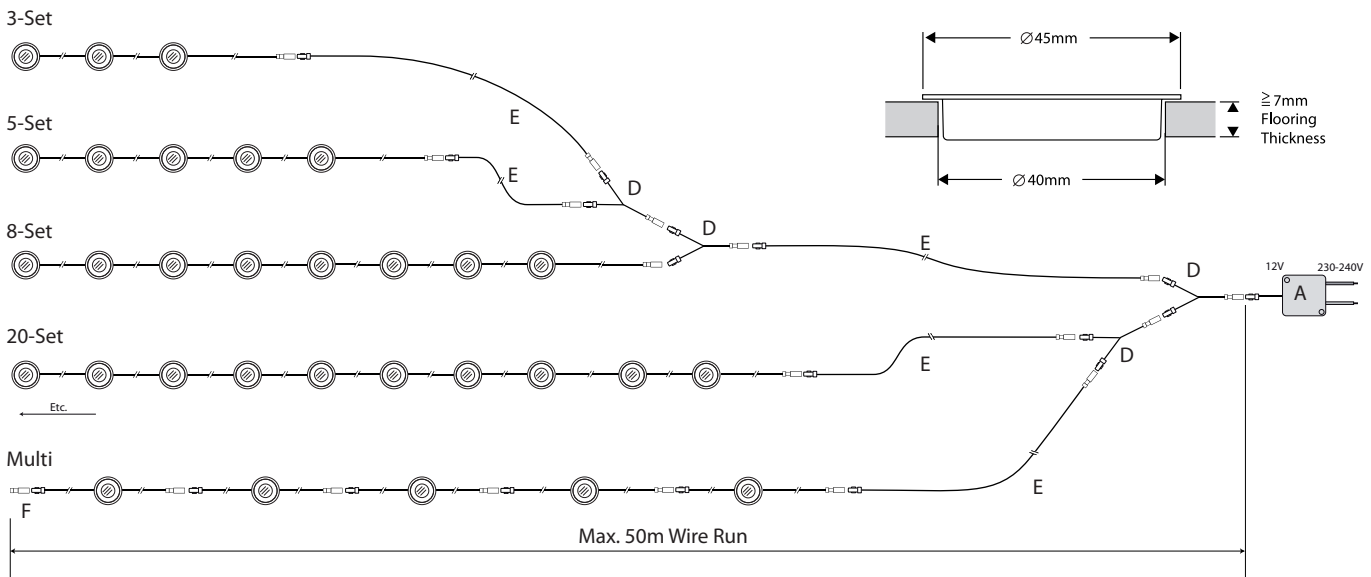
Dimensions - Multi Configuration



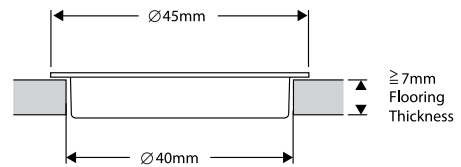
Dimensions - Chain Configuration



Example Connection Diagram



Installation Diagram



Ordering Information

Product	Description	Finish / LED Colour	Item Code
ColorEYE CS	Single Linkable LED Unit (Multi)	Stainless Steel / RGB LED	680.320.0U.22209
ColorEYE CS	3-Set Round (Floorleds)	Stainless Steel / RGB LED	634.320.0U.22209
ColorEYE CS	5-Set Round (Floorleds)	Stainless Steel / RGB LED	635.320.0U.22209
ColorEYE CS	8-Set Round (Floorleds)	Stainless Steel / RGB LED	636.320.0U.22209
ColorEYE CS	20-Set Round (Floorleds)	Stainless Steel / RGB LED	758.320.0U.22209

Accessory	#	Item Code	Accessory	#	Item Code	Accessory	#	Item Code
Built-In Power Supply CS 12V DC / 10W	(A)	AZ.78.00.01U	Extension Cable 50cm	(E)	324.039.0U.00202	T-Splitter	(D)	AZ.18.00.01U
			Extension Cable 100cm	(E)	324.040.0U.00202	End Stop	(F)	324.031.0U.00102
			Extension Cable 300cm	(E)	324.041.0U.00202	Built-Up Ring		324.038.0U.17502
			Extension Cable 600cm	(E)	AZ.15.00.01U	Ceiling Clip		324.052.0U.03302