



## Benefits



- Up to three times longer life at approximately half the energy consumption of conventional sources.
- Significantly longer life leads to reduced maintenance and material costs.
- Good color rendering for enhanced visibility and safety.
- Instant on/instant re-strike.
- Typical Applications Include:
  - Perimeter and security lighting for industrial and commercial buildings
  - Schools
  - Garages

WPK SP001  
Feb 2010

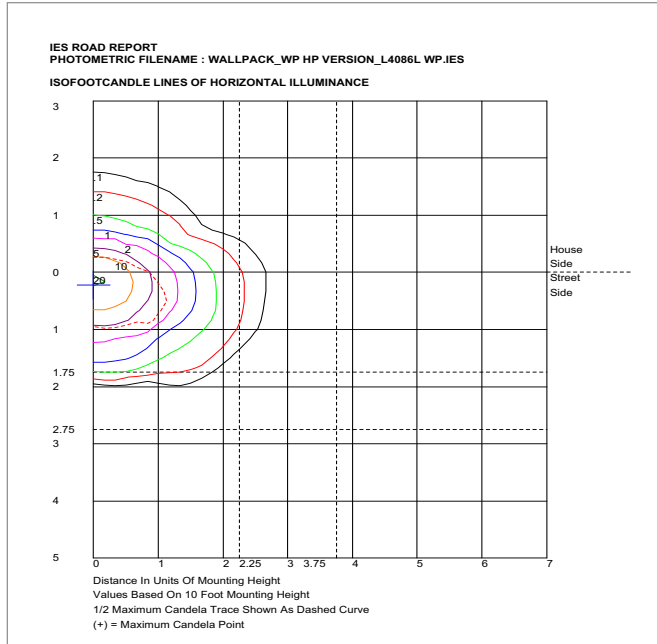
## WallPack

Lighting Science's WallPack luminaire provides excellent perimeter and security lighting. This versatile and distinct LED-based wallpack provides unlimited options to illuminate and enhance exterior and interior applications. Clean, sophisticated lines blend seamlessly with architectural elements. Our lightweight, low footprint aluminum fixture and wide power range is easy to install since no special ballast or voltage source is required. This easy to install design allows for simple surface mount installations.

### Features

	High Performance	Ultra High Performance
<b>Lumens</b>		
Cool White	2180	3340
<b>Input Power</b>	52 Watts	60 Watts
<b>Efficacy</b>		
Cool White	42 (lm/w)	56 (lm/w)
<b>Color Temperature (CCT)</b>		
Cool White	5000K	6500K
<b>Color Rendering Index (CRI)</b>		
Cool White	69	77
<b>Rated Life</b>		
L70	50,000 Hours	
<b>Controls Occupancy Sensor</b>	Hi/Lo 50% Output Power	
<b>Housing</b>	Aluminum	
<b>Lens</b>	Flat Tempered Glass	
<b>Mounting Options</b>	Surface Mount	
<b>Dimensions</b>	15.43" x 9.26" x 4.78" 392mm x 235mm x 121mm	
<b>Operating Temperature</b>	-40°C to +40°C	
<b>Voltage</b>	100-277 Volts AC @ 50-60 Hz	
<b>Rated Input Power</b>	High	Ultra High
120V	0.43	0.5
277V	0.19	0.2
<b>Rated Power Factor</b>	>0.9	
<b>Offstate Power</b>	Zero	
<b>Weight</b>	15lbs	
<b>Warranty</b>	5 Year Limited	
<b>Certification</b>		
<b>Environment</b>		

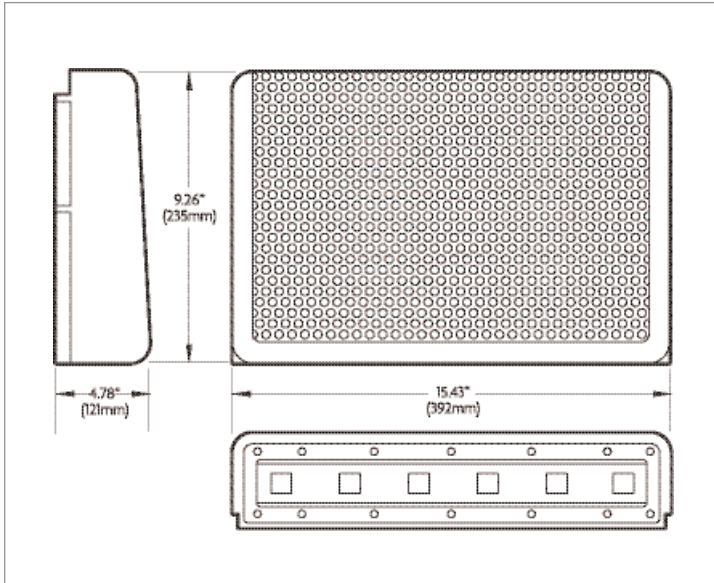
# WallPack



## Zonal Lumen Summary

Zone	Lumens	% Lamp	% Fixt
0-30	1343	40.3	N/A
0-40	2038	61.1	N/A
0-60	3084	92.4	N/A
60-90	251.6	7.5	N/A
0-90	3335	100	N/A
0-180	3337	100	N/A

Occupancy Sensor Sensitivity Range Information Pending  
 Please contact a Representative



Dimensions shown in inches (mm)



Lighting Science Group Corporation  
 1227 S. Patrick Drive BLDG 2A  
 Satellite Beach, FL 32937  
 t: 877-999-5742  
 www.lsgc.com



# WallPack

## Ordering Information

Example: WP CW HP SM BZ

Product	Color Temperature	Performance	Mounting	Colors	Options
WP WallPack	CW Cool White	HP High Performance	SM Surface	BZ Bronze (Standard)	CS Occupancy Sensor
		UP Ultra High Performance		BLK Black	
				WH White	
				SV Silver	
				CU Custom Color	

All mounting hardware included with each unit.



Lighting Science Group Corporation  
 1227 S. Patrick Drive BLDG 2A  
 Satellite Beach, FL 32937  
 t: 877-999-5742  
 www.lsgc.com