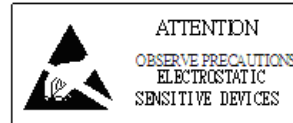


PRODUCT:

HIGH CRI LED FLEX STRIP 2835L 24V

FEATURES:

- 12 mm width flexible PCB with adhesive backing
- 5-meter length per roll
- 95 CRI, 2700K / 5600K
- 13 W / meter (3.9 W / foot)
- 24V constant voltage compatible
- Uncuttable
- Protection rating IP67
- Weight 450g



DESCRIPTION

YUJILED S® high CRI LED IP65 flexible strips are extremely versatile and can be installed in a variety of linear and curved surfaces alike. The optimized LED and protective coating make it possible to soak in water ($\leq 1\text{m}$), keeping high color rendering and accurate color simultaneously. 3M® adhesive backing allows for quick installation.

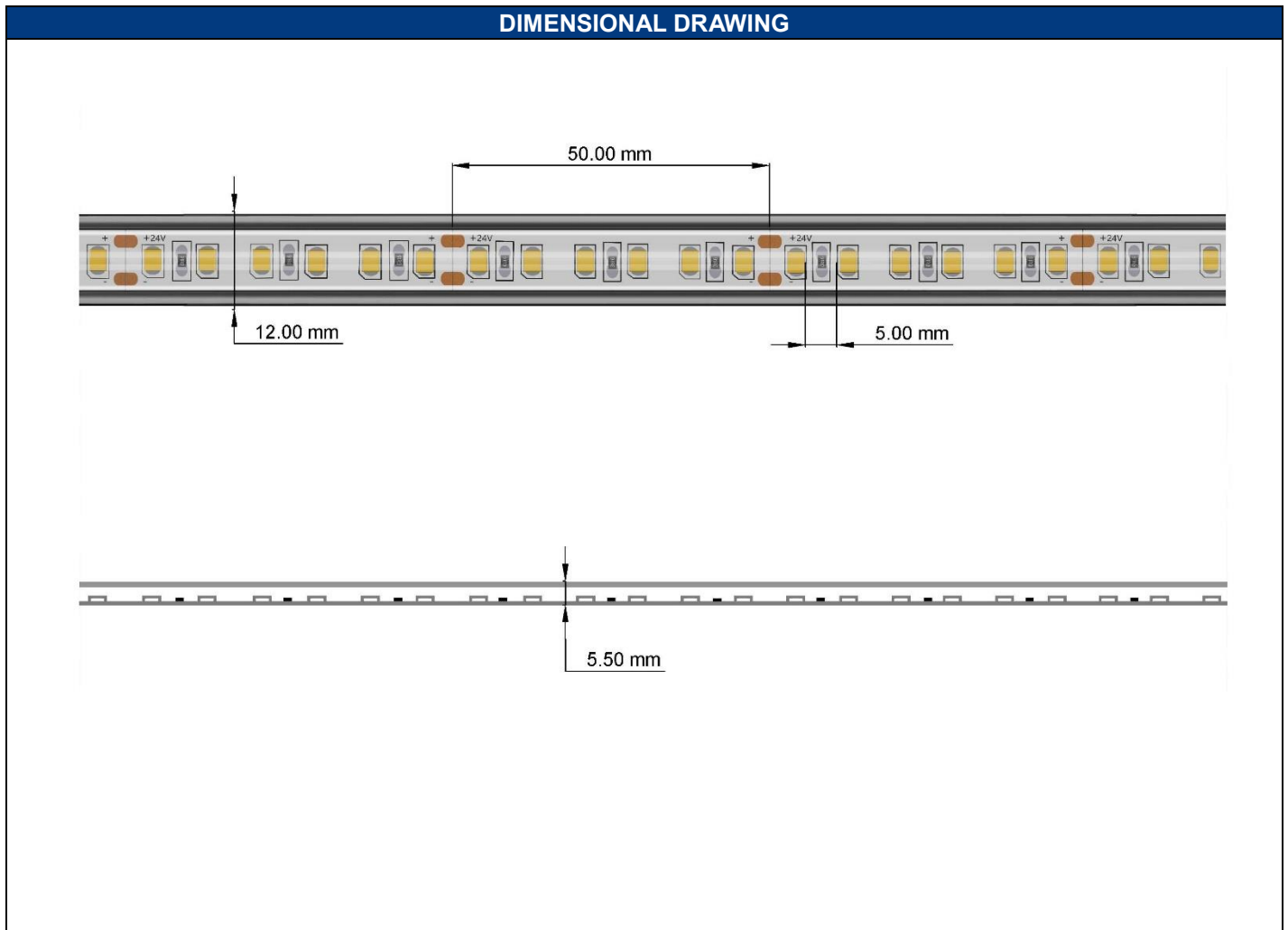
ELECTRICAL-OPTICAL CHARACTERISTICS ($T_A = 25\text{ }^\circ\text{C}$)							
PARAMETER	SYMBOL	VALUE			UNIT	TOLERANCE	CONDITION
		MIN.	TYP.	MAX.			
Power per meter*	--	--	13	14.3	W	--	$V_f = 24\text{V}$
Forward current per meter	I_f	--	0.55	0.60	A	--	$V_f = 24\text{V}$
Luminous flux per meter	$\Phi_{2700\text{K}}$	--	700	--	lm	--	$V_f = 24\text{V}$
	$\Phi_{5600\text{K}}$	--	820	--			
Correlated color temperature**	$\text{CCT}_{2700\text{K}}$	2625	2700	2775	K	--	$V_f = 24\text{V}$
	$\text{CCT}_{5600\text{K}}$	5400	5600	5800			
Color rendering index	Ra	95	--	--	--	--	$V_f = 24\text{V}$
TCS R9 (CRI Red)	R9	--	90	--	--	--	$V_f = 24\text{V}$
Chromaticity coordinates	(X,Y)	--	--	--	--	± 0.005	--
Viewing angle	$2\theta_{1/2}$	--	120	--	Deg	± 5	$V_f = 24\text{V}$

*Unless otherwise noted, specifications are based on a 1 meter segment.

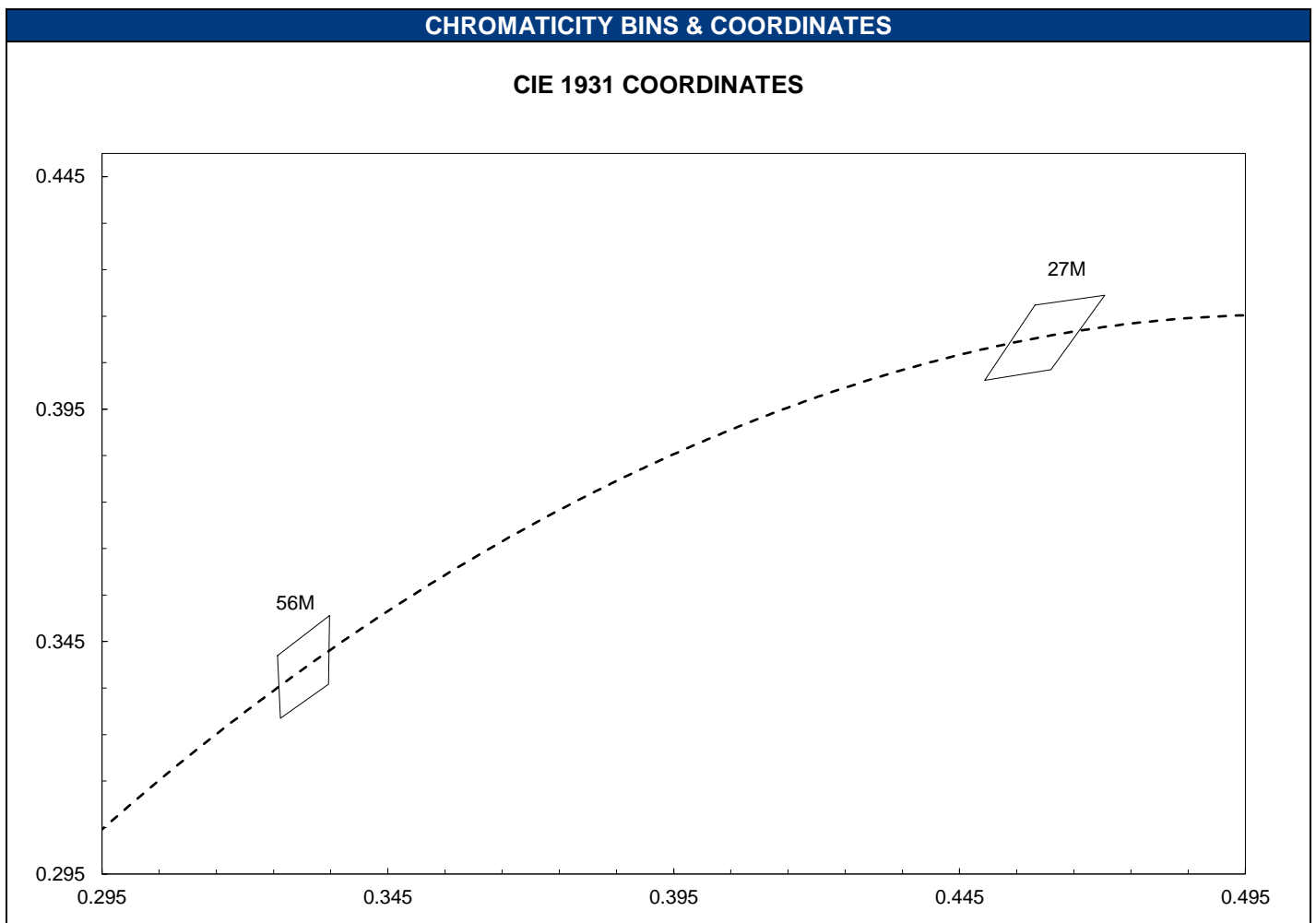
**CCT range is tested under Yuji Everfine standard equipment which shall prevail, CIE1931 chromaticity coordinate tolerance ± 0.0015 as reference.

ORDERING INFORMATION		
PART NUMBER	CCT	CHROMATICITY BINS
YJ-BC-IP67RB-2835L-24V-G03-27	2700K ± 75K	27M
YJ-BC-IP67RB-2835L-24V-G03-56	5600K ± 200K	56M
YJ-BC-IP67RB-2835L-24V-G03-XX	CUSTOM	

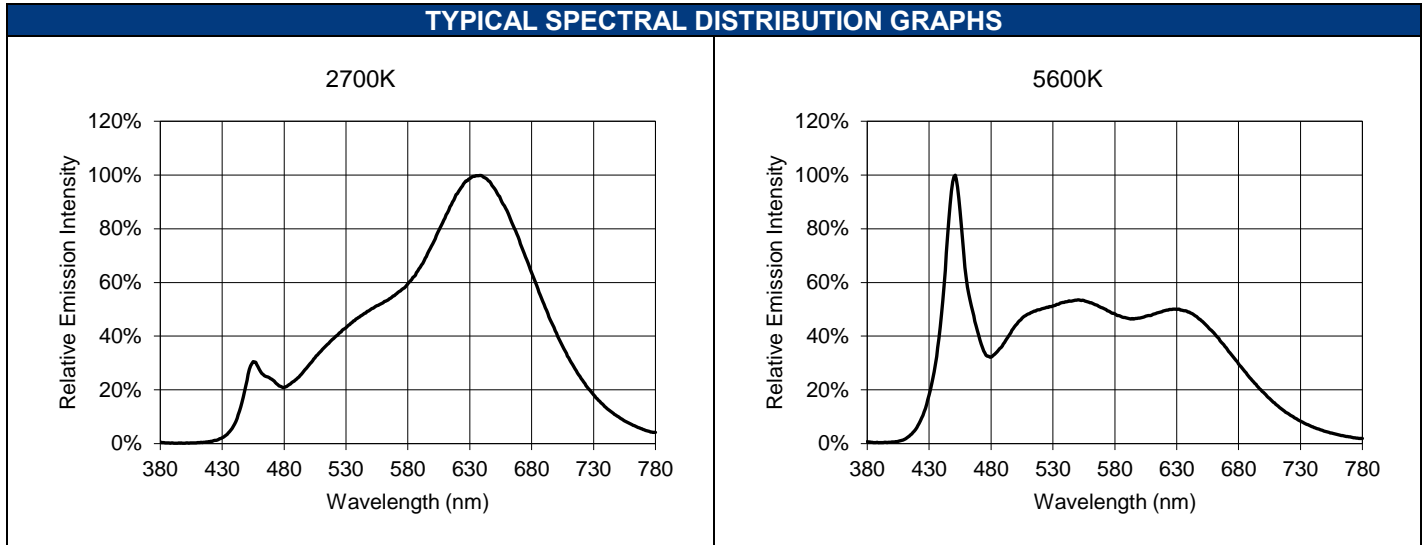
ABSOLUTE MAXIMUM RATING (T _A = 25 °C)			
PARAMETER	SYMBOL	LIMIT	UNIT
Power Consumption	P _D	14.3	W/m
Operating Temperature	T _{opr}	-40 ~ +85	°C
Storage Temperature	T _{stg}	-30 ~ +85	°C



CHROMATICITY BINS & COORDINATES									
CCT	BIN	CIE 1931 COORDINATES							
		X0	Y0	X1	Y1	X2	Y2	X3	Y3
5600K	56M	0.3257	0.3420	0.3262	0.3285	0.3346	0.3358	0.3348	0.3506
2700K	27M	0.4582	0.4174	0.4494	0.4012	0.4610	0.4035	0.4704	0.4195



TYPICAL SPECTRAL DISTRIBUTION GRAPHS



ADDITIONAL NOTES

SELECTING A POWER SUPPLY

The wattage/ampere requirement is directly proportional to the length of LED flexible strip installed. Calculate the power requirement by multiplying the total length in meters by the maximum wattage or amperage per meter. For additional power supply stability, we recommend specifying 25% additional power capacity above the requirement. For example, a 5 meter length would require 5 meters x 14.3 W / meter = 71.5W; for power supply stability, we would recommend a power supply that is capable of supplying at least W (71.5W + 25% x 71.5W).

DIMMING

Our LED flex strips are compatible with 1-10V and PWM dimming systems.

HEAT MANAGEMENT

Heatsinking is not necessary if product is used in standard indoor environments where ambient temperatures do not exceed 50°C. Our testing at Ta = 25°C shows LED solder point temperatures stabilizing at 68°C. Maximum allowed LED solder point temperature is 105°C.