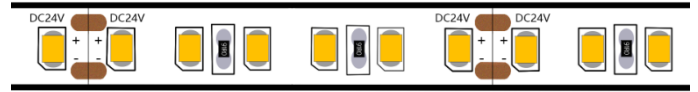


PRODUCT:
HIGH CRI LED FLEX STRIP 2835L 24V

FEATURES:

- 10 mm width flexible PCB with adhesive backing
- 5-meter length per roll
- 95 CRI, 2700K / 3200K / 4000K / 5000K / 5600K / 6500K
- 15 W / meter (4.6 W / foot)
- 24V constant voltage compatible
- Cutttable every 6 LEDs (50 mm)



DESCRIPTION

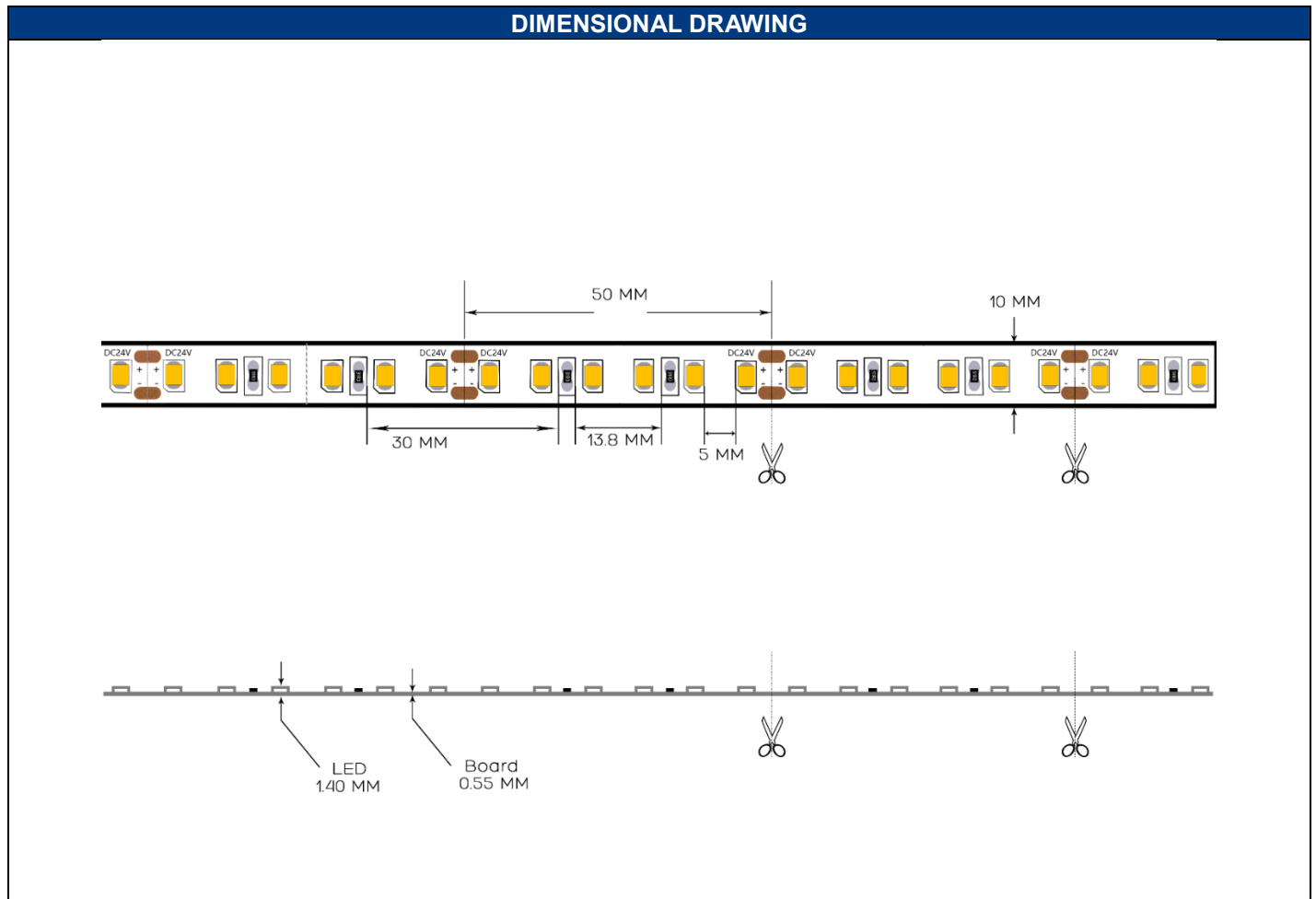
High CRI LED flexible strips are extremely versatile and can be installed in a variety of linear and curved surfaces alike. Enhanced copper traces with precision SMT resistors provide consistently high power and brightness. 3M® adhesive backing allows for quick installation.

ELECTRICAL-OPTICAL CHARACTERISTICS (T _A = 25 °C)							
PARAMETER	SYMBOL	VALUE			UNIT	TOLERANCE	CONDITION
		MIN.	TYP.	MAX.			
Power per meter*	--	--	15	18	W	--	V _f = 24V
Forward current per meter	I _f	--	0.65	0.75	A	--	V _f = 24V
Luminous flux per meter	Φ _{2700K}	--	900	--	lm	--	V _f = 24V
	Φ _{3200K}	--	900	--			
	Φ _{4000K}	--	1000	--			
	Φ _{5000K}	--	1000	--			
	Φ _{5600K}	--	1300	--			
	Φ _{6500K}	--	1300	--			
Correlated color temperature	CCT _{2700K}	2625±75		2775±75	K	--	V _f = 24V
	CCT _{3200K}	3125±75		3275±75			
	CCT _{4000K}	3900±100		4100±100			
	CCT _{5000K}	4850±150		5150±150			
	CCT _{5600K}	5450±150		5750±150			
	CCT _{6500K}	6250±250		6750±250			
Color rendering index	R _a	95	--	--	--	--	V _f = 24V
TCS R9 (CRI Red)	R ₉	--	90	--	--	--	V _f = 24V
Chromaticity coordinates	(X,Y)	--	--	--	--	±0.005	--
Viewing angle	2θ _{1/2}	--	120	--	Deg	±5	V _f = 24V

*Unless otherwise noted, specifications are based on a 1 meter segment. Due to electrical resistance, power draw per meter decreases approximately by 0.05A for each additional meter increase per segment.

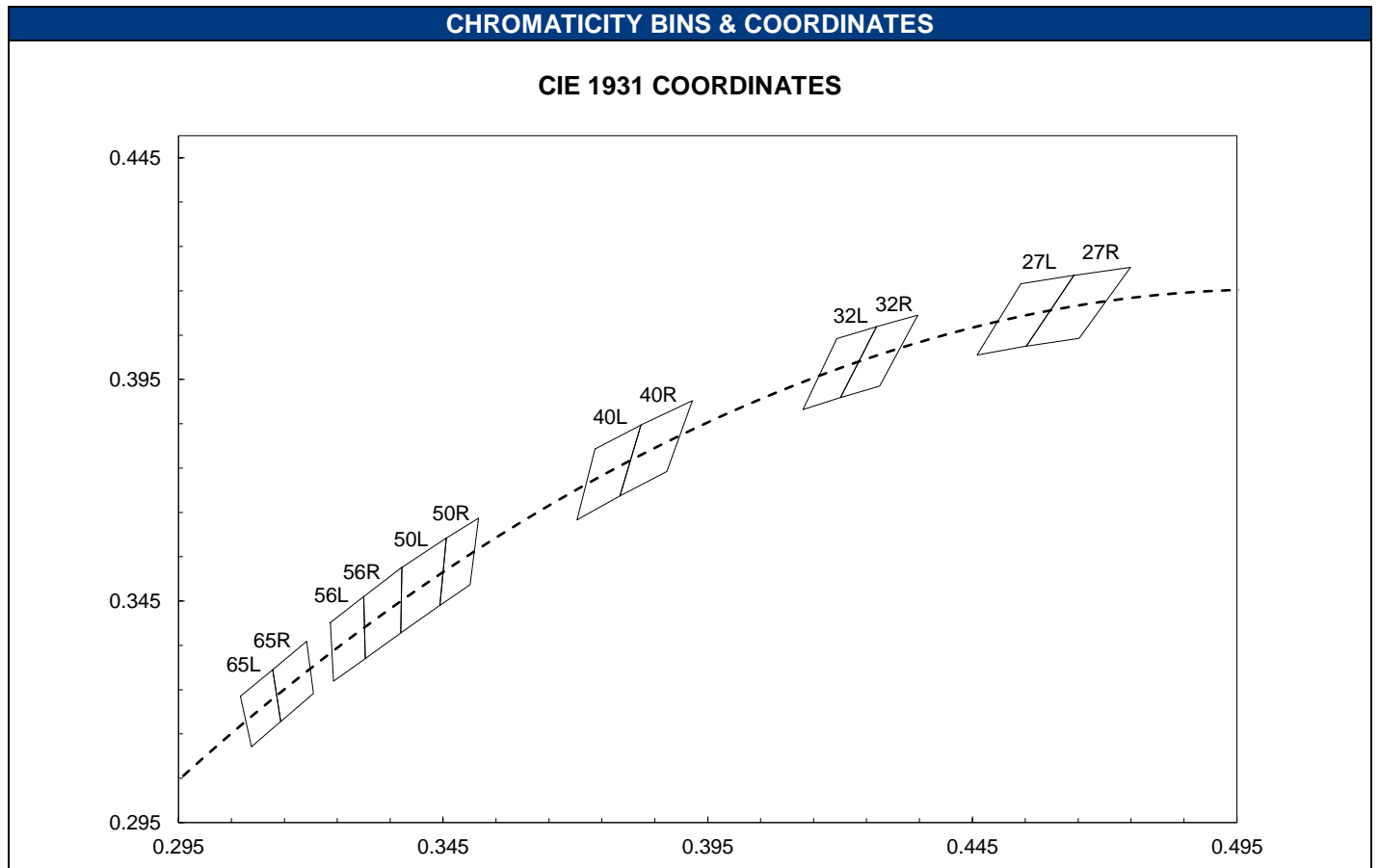
ORDERING INFORMATION		
PART NUMBER	CCT	CHROMATICITY BINS
YJ-BC-RB-2835L-24V-G02-27	2700K ± 150K	27L, 27R
YJ-BC-RB-2835L-24V-G02-32	3200K ± 150K	32L, 32R
YJ-BC-RB-2835L-24V-G02-40	4000K ± 200K	40L, 40R
YJ-BC-RB-2835L-24V-G02-50	5000K ± 300K	50L, 50R
YJ-BC-RB-2835L-24V-G02-56	5600K ± 300K	56L, 56R
YJ-BC-RB-2835L-24V-G02-65	6500K ± 500K	65L, 65R
YJ-BC-RB-2835L-24V-G02-XX	CUSTOM	

ABSOLUTE MAXIMUM RATING (T _A = 25 °C)			
PARAMETER	SYMBOL	LIMIT	UNIT
Power Consumption	P _D	18	W/m
Operating Temperature	T _{opr}	-40 ~ +85	°C
Storage Temperature	T _{stg}	-30 ~ +85	°C

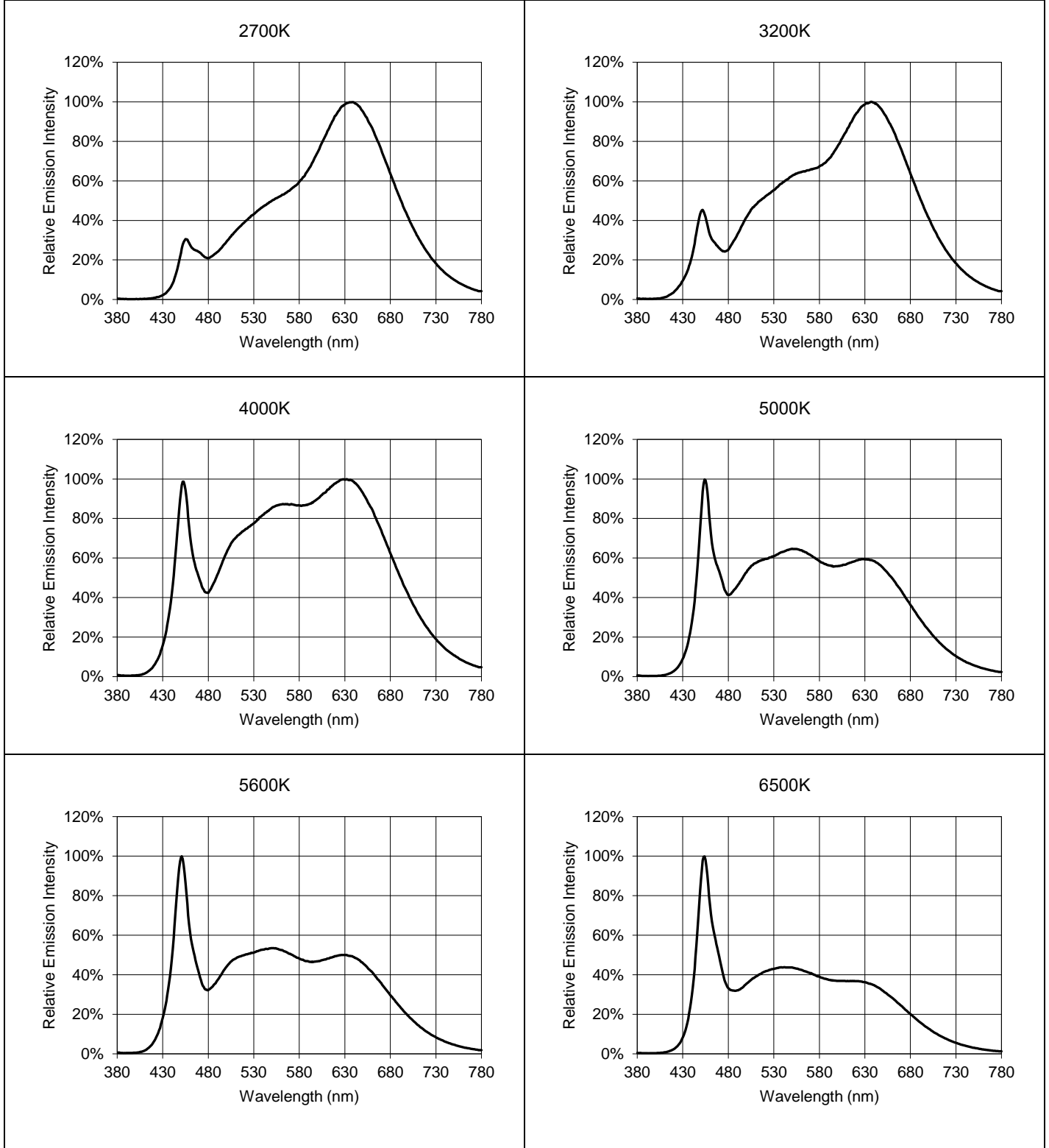




CHROMATICITY BINS & COORDINATES									
CCT	BIN	CIE 1931 COORDINATES							
		X0	Y0	X1	Y1	X2	Y2	X3	Y3
6500K	65L	0.3067	0.3235	0.3088	0.3121	0.3143	0.3178	0.3128	0.3295
	65R	0.3128	0.3295	0.3143	0.3178	0.3205	0.3241	0.3192	0.3359
5600K	56L	0.3237	0.3401	0.3243	0.3269	0.3303	0.3320	0.3300	0.3460
	56R	0.3300	0.3460	0.3303	0.3320	0.3370	0.3378	0.3372	0.3526
5000K	50L	0.3372	0.3526	0.3370	0.3378	0.3444	0.3440	0.3456	0.3592
	50R	0.3456	0.3592	0.3444	0.3440	0.3501	0.3487	0.3517	0.3637
4000K	40L	0.3737	0.3793	0.3703	0.3633	0.3784	0.3687	0.3824	0.3847
	40R	0.3824	0.3847	0.3784	0.3687	0.3873	0.3742	0.3921	0.3902
3200K	32L	0.4194	0.4042	0.4130	0.3882	0.4201	0.3909	0.4269	0.4069
	32R	0.4269	0.4069	0.4201	0.3909	0.4275	0.3935	0.4347	0.4095
2700K	27L	0.4542	0.4166	0.4459	0.4005	0.4552	0.4025	0.4642	0.4185
	27R	0.4642	0.4185	0.4552	0.4025	0.4652	0.4043	0.4749	0.4203



TYPICAL SPECTRAL DISTRIBUTION GRAPHS





ADDITIONAL NOTES

SELECTING A POWER SUPPLY

The wattage/amperage requirement is directly proportional to the length of LED flexible strip installed. Calculate the power requirement by multiplying the total length in meters by the maximum wattage or amperage per meter. For additional power supply stability, we recommend specifying 25% additional power capacity above the requirement. For example, a 5 meter length would require 5 meters x 18 W / meter = 90W; for power supply stability, we would recommend a power supply that is capable of supplying at least W (60W + 25% x 60W).

DIMMING

Our LED flex strips are compatible with 1-10V and PWM dimming systems.

HEAT MANAGEMENT

Heatsinking is not necessary if product is used in standard indoor environments where ambient temperatures do not exceed 50°C. Our testing at Ta = 25°C shows LED solder point temperatures stabilizing at 68°C. Maximum allowed LED solder point temperature is 105°C.